



# Thameside Primary School Year 3 and 4 News December 2019

## Merry Christmas & Happy New Year!

At the end of our first term of the new academic year, I would like to say a huge thank you to all you parents/carers for supporting your child's learning in so many ways; helping with homework, own work projects and watching class assemblies as well as coming into classrooms afterwards to work with your children. Year 3 put on a brilliant Harvest assembly for the very first time, learning a lot of songs, words and dances – well done to all who were involved in the production, especially the children!

Unfortunately, Year 4 have to say a sad a goodbye to Mrs Jacobs this term – thank you for all your hard work in GJF, you will be greatly missed and we wish you lots of luck in your fabulous new role as a Foster Carer! However, she will still be seen around Thameside in various other roles, so she'll be keeping her toes firmly in the Thameside pie! Mrs Fidgett will be returning to Green Team in January taking over GJF so I'm sure you'll join us all in welcoming her back after having had her baby last Summer.

We all wish you a very Merry Christmas and look forward to seeing you again in the New Year.



**Miss Maddock (Team Leader)**

## Year 3








Hail Caesar! After Christmas, Year 3 will be learning about the Romans. In History, the children will be finding out about Roman invasions, armies and daily life. They will also have both a Roman workshop from an outside company as well as an exciting Roman Day! In Maths they will be learning how to multiply and divide as well as solving real-life problems. In Art, they will focus on Roman mosaics and in Science they will be looking at light and shadow. In English, the children will be looking at Tales of Fear and the type of language used in these stories. This term RE will focus on Christianity, where the children will have the opportunity to discuss miracles and explore the importance of Good Friday for Christians. They will be learning about the importance of 'Moving Outside' in PSHE. The children will continue to enjoy gymnastics lessons taught by Michal and will work on their hockey skills during outdoor PE sessions.

## Year 4

In January, Year 4 will be learning about life in the Viking times in our history topic. We will explore what life was like, discovering Norse Mythology and we are looking forward to our Viking Day that will take place on Monday 9<sup>th</sup> March! Our art will focus on using a range of media to create our own Viking seascape. Maths will focus on multiplication, fractions and decimals (please refer to the school website, curriculum, mathematics for a more detailed breakdown of the maths objectives). In English we will be creating and writing our own meeting tales and discussion texts based on Narnia: The Lion, the Witch and the Wardrobe. Throughout all English teaching there will be a strong emphasis on spelling and grammar (please refer to the school website, curriculum, English for more information about the grammar objectives and a weekly spelling breakdown). Science will focus on animals, including humans where the children will explore the importance of a balanced diet and investigate the effects of exercise on their body. This will link closely to our PE sessions where gymnastics and dance will be the focus for indoor sessions, while outdoor PE will focus on invasion games. The children will continue to learn about special places and how different faiths worship in RE, while in PSHE children will be investigating the key 'Move Outside'.



<p><b>PE kits and clothing</b></p> <p>It is important that your child has the correct PE kit in school at all times. For indoor PE children need shorts and a t-shirt and for outdoor PE we recommend shorts/tracksuit trousers, a t-shirt and a sweatshirt, especially when the weather turns colder. All PE kit should be plain and not have logos or slogans.</p> <p>As we develop our outdoor curriculum it is important that your child has the correct outdoor clothing e.g. warm waterproof coat, hat and gloves when the weather turns colder. We aim to use the outdoor environment to teach across the curriculum, therefore not only will your children be outside during break and lunchtime they could also be applying their maths skills in a maths lesson!</p>	<p><b>Water</b></p>  <p>We know that children learn better if they are well hydrated so we encourage children to drink water throughout the day. There are <b>no</b> cups available in school therefore it is essential that they have a water bottle with a <b>sports top</b>. These can be bought from the office for 30p or you are welcome to provide your own.</p>
<p><b>Facebook/Twitter</b></p> <p>If you haven't already, 'like' our pages on Facebook and Twitter for regular blog updates and to see what has been happening across the whole school. Photos are posted daily so don't miss out on seeing what your child has been up to!</p> 	<p><b>Website</b></p> <p><b>Our website contains a wealth of information to help keep you informed of what is happening at school.</b> Please check out the curriculum pages to find out more about each particular subject area and the letters home page to ensure you don't miss any important information.</p> 
<p><b>Homework</b></p> <p>Supporting your child with their homework is a great way of showing them that you value their education and it gives you an insight into the learning that is taking place at school. Please ensure that you are aware of the homework expectations below.</p> <p><b>Maths homework</b> - this will be set every short term using Sumdog. We expect children to complete 30 minutes each week and this is monitored – please speak to your class teacher if there are difficulties completing this.</p> <p><b>Own Work</b> - this will be set every short term. We aim to provide a range of activities for children to complete that support several subject areas. Completed Own Work is shared with the class, a small group or a partner. Presenting these provides a great opportunity for your child to develop their speaking and listening skills.</p> <p><b>Reading</b> - It is expected that children read for 10 minutes each night and that a comment is recorded, either by the child or an adult. Reading records will be checked regularly to monitor reading at home.</p>	<p><b>Times Tables</b></p> <p>This year, the Government are introducing a times tables assessment for all Year 4 children. We have begun practising for this throughout Green Team and would like to emphasise the importance of times table practice at home too. 'Every little helps', the key being little and often!</p> 
<p><b>Key Dates</b></p> <p><b>Ready, Steady, Cook:</b> Wednesday 8<sup>th</sup> January</p> <p><b>Own Work out:</b> Friday 10<sup>th</sup> January</p> <p><b>Own Work due in:</b> Monday 27<sup>th</sup> January</p> <p><b>Number Day:</b> Friday 31<sup>st</sup> January</p> <p><b>Enrichment Day:</b> Friday 14<sup>th</sup> February</p> <p><b>Own Work out:</b> Friday 28<sup>th</sup> February</p> <p><b>Parent-Teacher Meetings:</b> Monday 2<sup>nd</sup>/Wednesday 4<sup>th</sup> March</p> <p><b>World Book Day:</b> Thursday 5<sup>th</sup> March</p> <p><b>Year 4 Viking Day:</b> Monday 9<sup>th</sup> March</p> <p><b>Own Work due in:</b> Monday 9<sup>th</sup> March</p> <p><b>Aspiration Afternoon:</b> Thursday 12<sup>th</sup> March</p> <p><b>Egg-cellent Reading Reward:</b> Thursday 26<sup>th</sup> March</p> <p><b>Enrichment Day:</b> Friday 3<sup>rd</sup> April</p> <p><b>Own Work out:</b> Friday 3<sup>rd</sup> April</p> <p><b>Own Work due in:</b> Monday 27<sup>th</sup> April (After Easter hols)</p> 	<p><b>Thameside Bank Reminder</b></p> <p>Mrs Moffatt runs the school bank where children are able to open accounts; this is especially helpful for those that are saving up for the Year 4 Camp! All accounts are held with Berkshire Credit Union and interest is paid annually. If your child is interested in opening an account, please come to the Library on a Tuesday morning from 8:30am onwards where Mrs Moffatt will be there to assist you.</p> 