



## TPS Assessment in a Nutshell 2023-24: A guide for teachers

### End Autumn 1 **CORE**

ASSESSMENT POINT	NOT MET	MET	
<b>AP1 FS ASSESSMENT</b>	Nur S+ and below	Rec B	

ASSESSMENT POINT	EMERGING	EXPECTED	EXCEEDING
<b>AP1 KS1&amp;2 ASSESSMENT</b>	Below B	B	B+ and above

### End Autumn 2 **CORE & FOUNDATION** Phase leader analysis

ASSESSMENT POINT	NOT MET	MET	
<b>AP2 FS ASSESSMENT</b>	Rec B and below	Rec B+	

ASSESSMENT POINT	EMERGING	EXPECTED	EXCEEDING
<b>AP2 KS1&amp;2 ASSESSMENT</b>	Below B+	B+	W and above

### Spring **CORE** Phase leader analysis

ASSESSMENT POINT	NOT MET	MET	
<b>AP3 FS ASSESSMENT</b>	Rec W and below	Rec W	


ASSESSMENT POINT	EMERGING	EXPECTED	EXCEEDING
<b>AP3 KS1&amp;2 ASSESSMENT</b>	Below W	W	W+ and above

### Summer 1 (Reported to parents) **CORE & FOUNDATION** Phase leader analysis

ASSESSMENT POINT	NOT MET	MET	
<b>AP4 FS ASSESSMENT</b>	Rec W+ and below	Rec S	




ASSESSMENT POINT	EMERGING	WORKING TOWARDS	EXPECTED	EXCEEDING
<b>AP4 KS1&amp;2 ASSESSMENT</b>	Below W+	W+	S	S+ and above

NB: Data is shared and checked during transition meetings in Summer 2 with new teachers. This is to ensure children move into the next year group assessed accurately because some children may move into expected or exceeding before the end of the academic year.



End of year targets are set for children (using Target Tracker) each September. These are based on:

- Previous attainment and progress information
- Transition meetings
- Current teacher assessment
- Challenge

TARGET SETTING GUIDANCE FOR SEPTEMBER *	EMERGING	EXPECTED	EXCEEDING
	Below B (move at least 6 steps)	S	S+ and above (i.e. into next yr gp)
			

\*This will happen automatically on Tracker but teachers will need to quality assure.

S Greenaway July 2023