

The background features abstract, overlapping green geometric shapes, primarily triangles and polygons, in various shades of green, creating a modern and dynamic design. The shapes are layered, with some appearing more prominent than others, and they extend towards the corners of the frame.

Welcome to Year 4

Welcome to Year 3 at Thameside Primary School

We would like to welcome you to Year Three at Thameside Primary School. We are ready to help you and your child embark upon the next part of their learning journey.

At Thameside, we aim to ensure that everyday is full of purposeful learning driven by an exciting and creative curriculum.



Teachers in Year 4



Mrs Cooper- leopards



Mrs Koeries - Lions



Ms Syrett

These adults will be supporting in Year 4:



Miss Kane



Mr Bethel

Learning in Year 4

Writing Skills

- ❖ Spelling year 3 & 4 words
- ❖ Building characters, settings and plots
- ❖ Using organizational devices in non fiction writing
- ❖ Assessing the effectiveness of their own and others' writing and suggesting improvement

Maths

- ❖ Place Value
- ❖ Addition and Subtraction
- ❖ Multiplication and Division
- ❖ Fractions
- ❖ Measurement

Reading Skills

- ❖ Fluency
- ❖ Developing comprehension skills
- ❖ Understanding key vocabulary
- ❖ Skimming and scanning skills
- ❖ Making predictions
- ❖ Summarising what has happened

Wider Curriculum

Autumn

Anglo Saxons
States of matter
Electricity
Judaism
Christianity

Spring

Vikings
Animals including humans
Sound
Judaism
Christianity

Summer

Climate and biomes
Reading and the UK
Evolution and inheritance
Judaism
Christianity



Reading in Year 4

Reading books and reading record :

Your child will bring home an AR reading book and the yellow reading record, which should be kept in their bag for protection.

Reading books are changed after each AR quiz is completed.

Throughout Key Stage 2, we would like your child to read for a minimum of 10 minutes each day, this can be reading aloud to an adult or reading quietly to themselves for pleasure. Please ensure that either you add a comment or simply sign the reading record to confirm that your child has read with you or that your child adds a comment to show what they have read. Children's comments could include something they really liked, found funning or interesting.



The school day

A typical school day:

School gates open **before 8.45am**

Gates close at 8.55 a.m. Children arriving after the doors have closed will need to be signed in at the office and will be marked as late

8.45am - The morning starts with Early Work then includes Guided Reading, English, Maths and a playtime

Lunch Break starts at 12:30pm and finishes at 1.30pm

1.30pm - The afternoon includes wider curriculum lessons e.g art, science and geography.

School ends at 3.15p.m.



The school day

Water - please bring in a named water bottle

Snack - please bring in a healthy fruit snack to eat at breaktime.

Lunchtime

School dinner

ParentPay

Ordered before 8 a.m.




Packed lunch


Healthy and balanced

No nuts



What to bring to school everyday

		
book bag/ school bag	water bottle	lunch box/bag (if applicable)








coat (suitable for all types of weather)

A hat, scarf and gloves are needed for colder days

A sun hat is needed for warmer days (please apply sun block at home)

All clothes and other items that your child brings to school need to be named

School Uniform

			
White polo shirt	jumper/cardigan	School fleece	Grey trousers/ shorts
			
Grey skirt/ pinafore	summer dress	Black school shoes	Grey tights or plain white/black/grey socks

Our school colour is burgundy and is teamed with white and grey







You can purchase items of clothing with the school logo on from [Thameside Primary School \(mandsyourchooluniform.com\)](http://mandsyourchooluniform.com)

Please ensure your child is dressed suitably for the weather - we are outside at much as possible

All clothes and other items that your child brings to school need to be named



PE Kit

		
PE shorts	PE jogging trousers	PE t-shirt
		
plimsolls/ trainers	plain black sweatshirt	school jumper

Children should wear PE kit to school on their PE day

PE days may move

Suitable kit for PE lessons outside

Children with long hair should have it tied back on PE day

During PE children must either remove stud earrings or, if unable to, cover with tape.



Home and school working together to support learning

Homework

Knowledge organisers for history/geography and science will be sent home at the start of each unit of work. Please help your child by quizzing them, letting them quiz asking them to redraw diagrams or finding other fun ways to help them commit this information to their long term memory.

Once a term, we will set an Own work project related to our topic.

Once a week on the school newsletter there will be a question for you to discuss with your child to help support their learning

Sumdog - 30 minutes maths practise per week


Every night

Read for at least 10 minutes.

Practice Times Tables

Having conversations about their learning.



The background features abstract, overlapping green geometric shapes, primarily triangles and polygons, in various shades of green, creating a modern and dynamic visual effect.

Thank you!
**We look forward to meeting
you in the coming weeks.**