

Welcome to Year 2



Welcome to Year 2 at Thameside Primary School

- ▶ We would like to welcome you to Year Two at Thameside Primary School. We are ready to help you and your child embark upon the next part of their learning journey.
- ▶ At Thameside, we aim to ensure that everyday is full of purposeful learning driven by an exciting and creative curriculum.



Teachers in Year 2



Kites	Falcons
 A portrait of a young man with glasses and a green hoodie with the word 'EXPLORE' on it, standing outdoors.	 A portrait of a woman with long brown hair, wearing a denim shirt, standing in front of a window with a city view.
Mr Lyne	Mrs Bickerton

These adults will be supporting in Year 2:



Mrs Gogerly



Mrs Brown

Learning in Year 2

Writing Skills

- ❖ Children will read and write their own:
- ❖ Traditional tales
- ❖ Recounts and reports
- ❖ Poems

Maths

- ❖ Place Value
- ❖ Four operations
- ❖ Time
- ❖ Fractions
- ❖ Measurements
- ❖ Shape + space

Reading Skills

- ❖ Developing fluency
- ❖ Use phonic knowledge
- ❖ Retelling key events
- ❖ Discussing word meanings
- ❖ Making inferences based on what is said and done

Wider Curriculum

<u>Autumn</u>	<u>Spring</u>	<u>Summer</u>
Great Fire of London Mugumarono Village, Zambia Printing Christmas Production	Florence Nightingale and Mary Seacole Continents and Oceans Making cars Sculpture	Seaside: Now and then Beach Trip Bridges Sports Day



Transition from Year 1 to Year 2

- ▶ Transition is very important. We want your child to feel happy and confident in their new environment and with new staff.
- ▶ As part of their transition, children visited their new classes before the summer and were taught lessons in them weekly. As part of our PSCHE curriculum they will also have had a visit from some children who were already in Year 2, this was a good opportunity for them to ask questions about the next year.



Continuous Provision in Year 2

- ▶ As your child moves into Year 2 they will continue to learn their foundation subjects through play and exploration every afternoon. These play-based experiences enable the children to consolidate their skills, knowledge and understanding and enable them to become independent and resilient learners. Throughout the environment, you will see busy children actively engaged in a wide range of activities that they themselves have chosen. Continuous provision supports and encourages our children to have a lifelong love of learning.



- ▶ To find out more about continuous provision follow this link [Continuous Provision in Year 2 - Thameside Primary School](#)

Phonics in Year 2

- ▶ Some children will continue with phonics lessons throughout Year 2 whilst others move into Guided Reading lessons. For those continuing Phonics, these lessons:
- ▶ Teach children to read using the systematic phonics programme Read Write Inc. Phonics.
- ▶ This is a complete phonics programme which helps all children learn to read fluently and at speed so they can focus on developing their skills in comprehension, vocabulary and spelling.
- ▶ For further information please follow this link Phonics - Thameside Primary School. [Thameside Primary School](#)



Reading in Year 1

- ▶ Reading books and reading record :
- ▶ Your child will bring home a phonics book and bookbag book or AR book and the yellow reading record, which should be kept in their book bag for protection.
- ▶ Reading books are changed weekly. It is important for the children to take responsibility for this in Year 2. If they have finished their book at home, a reminder to change it in the morning can be really helpful.
- ▶ Throughout Key Stage 1, you should read with your child for a minimum of 10 minutes each day. Please comment or simply sign the reading record to confirm that your child has read with you.
- ▶ Once your child has achieved their targets on Grey, they will move onto Accelerated Reader. At this point, the children will complete a short quiz each time they finish a book. They will then choose their next book based on the score they achieve.



The school day

A typical school day:

- ▶ School gates open **at 8.40am**
- ▶ Gates close at 8.50am and the register is taken. Children arriving after the doors have closed will need to be signed in at the office and will be marked as late.
- ▶ Early work starts at 8.45am.
- ▶ Lunch Break starts at 12:15pm and finishes at 1.15pm
- ▶ 1.15pm - The afternoon typically includes wider curriculum lessons.
- ▶ School ends at 3.15p.m.



The school day

- ▶ Water - please bring in a named water bottle
- ▶ Snack - a piece of fruit will be provided at break time.
- ▶ Lunchtime
 - ▶ School dinner
 - ▶ ParentPay
 - ▶ Ordered before 9am
 - ▶ Packed lunch
 - ▶ Healthy and balanced
 - ▶ No nuts



What to bring to school everyday



book bag or small rucksack



water bottle



lunch box/bag (if applicable)











Oversized t-shirt (to protect clothes during outdoor play)



Coat (suitable for all types of weather)

- ▶ A hat, scarf and gloves are needed for colder days
- ▶ A sun hat is needed for warmer days (please apply sun block at home)
- ▶ All clothes and other items that your child brings to school need to be named

School Uniform

			
White polo shirt	jumper/cardigan	School fleece	Grey trousers/ shorts
			
Grey skirt/ pinafore	summer dress	Black school shoes	Grey tights or plain white/black/grey socks

- ▶ Our school colour is burgundy and is teamed with white and grey
- ▶ You can purchase items of clothing with the school logo on from [Thameside Primary School \(mandsyourchooluniform.com\)](http://mandsyourchooluniform.com)
- ▶ Please ensure your child is dressed suitably for the weather - we are outside at much as possible
- ▶ All clothes and other items that your child brings to school need to be named



PE kit



- ▶ Children should bring in their PE kit on a Monday and it will be sent home on a Friday
- ▶ PE days may move
- ▶ Suitable kit for PE lessons outside
- ▶ Children with long hair must have it tied back on PE day
- ▶ During PE children must either remove stud earrings or, if unable to, cover with tape.



Home and school working together to support learning

Homework

- ▶ Knowledge organisers for history/geography and science will be sent home at the start of each unit of work. Please help your child by quizzing them, letting them quiz asking them to redraw diagrams or finding other fun ways to help them commit this information to their long term memory.
- ▶ Once a term, we will set an Own work project related to our topic.
- ▶ Once a week on the school newsletter there will be a question for you to discuss with your child to help support their learning

Every night

- ▶ Read for at least 10 minutes.
- ▶ Number skills (number bonds...)
- ▶ Having conversations about their learning.



Thank you!

**We look forward to meeting you in
the coming weeks.**