

Welcome to Year 6

Welcome to Year 6 at Thameside Primary School


- ▶ We would like to welcome you to Year Six at Thameside Primary School. We are ready to help you and your child embark upon the next part of their learning journey.
- ▶ At Thameside, we aim to ensure that everyday is full of purposeful learning driven by an exciting and creative curriculum.



Teachers in Year 6



Starfish Class	Stingray Class
	
Mrs Marchmont	Mr Hazell



These adults will be supporting in Year 6:

		
Mrs. Painter	Shaan	Mrs Ong

Learning in Year 6

Writing Skills

- ❖ Spelling Year 5 & 6 words
- ❖ Making their writing more cohesive
- ❖ Writing for a range of audiences and purposes
- ❖ Using figurative language

Maths

- ❖ Four operations
- ❖ Place value up to a million
- ❖ Algebra
- ❖ Arithmetic
- ❖ Consolidation

Reading Skills

- ❖ Developing fluency through reading theatre
- ❖ Retrieving key information from non-fiction texts
- ❖ Using strategies to find out the meaning of unknown words

Wider Curriculum

Autumn	Spring	Summer
Inheritance Tudors	WII Light RYG!	Volcanoes and Earthquakes Evolution End of Year production



The school day

A typical school day:

- ▶ School gates open **8.40am**
- ▶ Gates close at 8.50am and the register is taken. Children arriving after the doors have closed will need to be signed in at the office and will be marked as late.
- ▶ Early work starts at 8.40am.
- ▶ Lunch Break starts at 12:30pm and finishes at 1.30pm
- ▶ 1.30pm - The afternoon typically includes wider curriculum lessons.
- ▶ School ends at **3.15p.m.**



The school day

- ▶ Water - please bring in a named water bottle
- ▶ Snack -please bring in a healthy fruit/veg snack

- ▶ Lunchtime
 - ▶ School dinner
 - ▶ ParentPay
 - ▶ Ordered before 9am

 - ▶ Packed lunch
 - ▶ Healthy and balanced
 - ▶ No nuts



What to bring to school everyday



book bag or rucksack



water bottle



lunch box/bag (if applicable)



Reading Journal



coat (suitable for all types of weather)

- ▶ A hat, scarf and gloves are needed for colder days
- ▶ A sun hat is needed for warmer days (please apply sun block at home)
- ▶ All clothes and other items that your child brings to school need to be named

Pencil cases

Children in KS2 (Y3 to Y6) are invited to bring their own pencil case to school, however we ask that these are small enough to fit in their tray and only contain the necessary items listed below. Any extra items will be sent home. Large pencil cases are hard to store in the children's trays and expensive, unnecessary stationery can easily get lost.







- ▶ • A couple of HB pencils
- ▶ • Black biro
- ▶ • Black fibre tip handwriting pen
- ▶ • Green biro
- ▶ • Small selection of colouring pencils/pens
- ▶ • Whiteboard pen
- ▶ • Green highlighter
- ▶ • Glue stick
- ▶ • ruler
- ▶ • rubber
- ▶ • Small pencil sharpener



Pencil Case



School Uniform

			
White polo shirt	jumper/cardigan	School fleece	Grey trousers/ shorts
			
Grey skirt/ pinafore	summer dress	Black school shoes	Grey tights or plain white/black/grey socks

- ▶ Our school colour is burgundy and is teamed with white and grey
- ▶ You can purchase items of clothing with the school logo on from [Earth uniform](#) [My clothing.com](#) or [School trends](#)
- ▶ Please ensure your child is dressed suitably for the weather - we are outside at much as possible
- ▶ All clothes and other items that your child brings to school need to be named



PE kit



We support inclusive PE kits. [click here to find out more](#)

- ▶ Children should bring PE kit to school on their PE day
- ▶ PE days may move
- ▶ Suitable kit for PE lessons outside
- ▶ Children with long hair should have it tied back on PE day
- ▶ During PE children must either remove stud earrings or, if unable to, cover with tape.



Home and school working together to support learning

Homework

- ▶ Knowledge organisers for history/geography and science will be sent home via email at the start of each unit of work. Please help your child by quizzing them, letting them quiz you, asking them to redraw diagrams or finding other fun ways to help them commit this information to their long-term memory.
- ▶ Once a term, we will set an Own work project related to our topic.
- ▶ Once a week on the school newsletter there will be a question for you to discuss with your child to help support their learning
- ▶ TTRS (Times Table Rockstars) - 10 minutes a day

The best ways you can support your child's learning at home is to ensure:

- ▶ They engage in reading for at least 10 minutes.
- ▶ They engage in Times Tables Rockstars for at least 10 mins daily - knowing their multiplication and related division facts is keys
- They engage with their Own work projects



Accelerated Reader (AR)

- ▶ **What is Accelerated Reader?**
- ▶ Accelerated Reader (AR) is a reading program designed to help children develop and improve their reading skills in a fun and motivating way.
- ▶ Children begin using Accelerated Reader once they have completed the grey level in phonics.
- ▶ **Star Reader:** Children regularly complete Star Reader quizzes **in school** to assess their ZPD (zone of proximal development), they choose their reading books based on this assessment.
- ▶ **Reading Books:** They choose books that match their reading level and interests.
- ▶ **Taking Quizzes:** After finishing a book, they take a short online quiz to check their understanding. These quizzes can be completed at school or at home.
- ▶ **Tracking Progress:** The program also tracks the number of words each child has read and children who have read the most words each term are celebrated on BlueSky.
- ▶ As an extra motivation, children work towards achieving a **Millionaire Badge** – awarded when they have read one million words! We also celebrate 5 million, 10 million etc.
- ▶ AR encourages regular reading, supports comprehension, and helps children become confident, independent readers.



Times Tables Rock Stars (TTRS)



Times Tables Rock Stars (TTRS) is an engaging online program designed to help children master their times tables through fun, fast-paced games. It supports quick recall of multiplication and division facts, which are essential for success in many areas of maths.

Children start by creating their own rock star character and can play in a variety of game modes, including:

- **Garage Mode:** Focuses on the times tables set by the teacher, tailored to the child's current level.
- **Studio Mode:** Used to measure the child's recall speed and calculate their Rock Speed (average answer time).
- **Soundcheck:** Mimics the format of the Year 4 Multiplication Tables Check, with 25 timed questions.
- **Festival and Arena Modes:** Allow children to compete live against classmates or players from around the world.

As children answer questions correctly, they earn virtual coins which they can spend on customising their avatar's outfit and instruments, adding a layer of motivation and fun.

TTRS can be used both at school and at home, making it a great tool for regular practice. By playing just a few minutes a day, children build confidence, improve speed and accuracy, and develop a strong foundation in multiplication and division facts.



Buddies

This year, our Year 6 children have each been paired with a Year 1 buddy. They have already enjoyed visiting their buddies in the Foundation Stage and getting to know them. As their younger friends move up into Year 1, the Year 6 buddies will help make the transition smooth by spending time with them during transition week, supporting them with regular reading sessions, being a friendly face on the playground at lunchtime and visiting the class throughout the year to offer support as and when needed.



Thank you!

**We look forward to meeting you in
the coming weeks.**